

# Report

- Introduction
- Inventory report
- Aging inventory

# Introduction

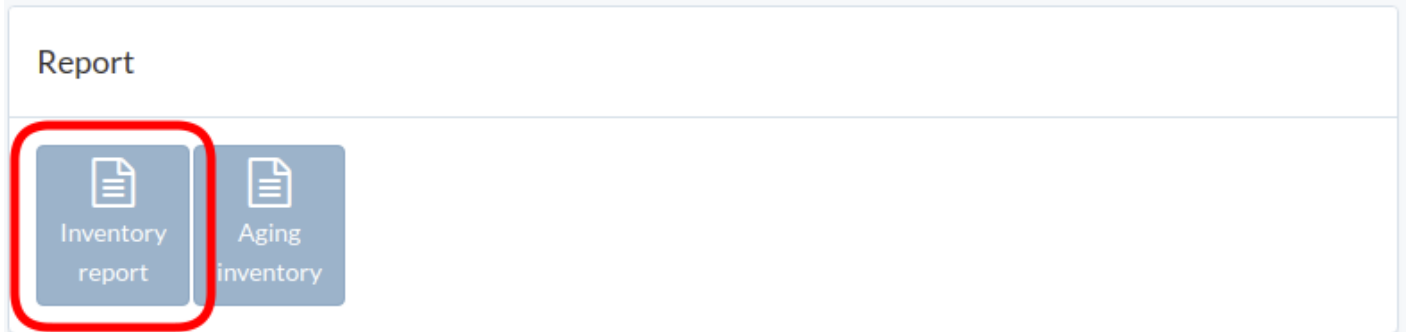
Following shows a sample window.

The chapter describes features available within the window.

warehouse-report-en.png

# Inventory report


Click "Inventory Report"; then a PDF inventory report is downloaded.




# Aging inventory

Click "Aging inventory"

Report

Inventory report


Aging inventory


Select date and then click "Update"

Aging inventory

Date

03/30/2022



Update

main warehouse

SKU	Quantity	Days
A0001	209	972.0