

Relocate order

- [Introduction](#)
- [Create order](#)
- [View order](#)


Introduction


Following shows a sample window.

The chapter describes features available within the window.


Relocate order


Relocate item












10







Enter search keyword

Document 	Reference 	Entity 	Estimate date 	Item count 	
300022 	internal relocation	CODE	3/7/2022	300	
Document	Reference	Entity	Estimate date	Item count	

1 ~ 1 / 1



1



Create order

Click "Relocate item" on upper right corner of order table

Relocate order

Relocate item

10

QEnter search keyword

Document	Reference	Entity	Estimate date	Item count	
300022	internal relocation	CODE	3/7/2022	300	
Document	Reference	Entity	Estimate date	Item count	

1 ~ 1 / 1

<

1

>

Enter order data, then click "Submit".

Relocate item



Warehouse

main warehouse



By bin

Item	Bin	Quantity	Target bin	Xfer qty
COCA-COLA-2L	Z1R1B1	5		
A0001	Z1R1B2	871		
COCA-COLA-2L	Z1R1B2	2		
COCA-COLA-2L	Z1R1B4	3		
A0001	Z1R1B7	300		


 Submit


View order

Click "View" button on the right of order


Relocate order


Relocate item






10







Enter search keyword

Document	Reference	Entity	Estimate date	Item count	
300022	internal relocation	CODE	3/7/2022	300	
Document	Reference	Entity	Estimate date	Item count	

1 ~ 1 / 1



1



Order modal appears



Document

300022

Reference

internal relocation

Date

3/7/2022



Staff

Someone McGuest

Via

Warehouse

main warehouse



Entity

CODE (name of the com



External address

street number

city



US

Item

A0001

Description

Product A

Processed

300

Bin

Z1R1B2



View PDF

main warehouse

COCA-COLA-2L

10