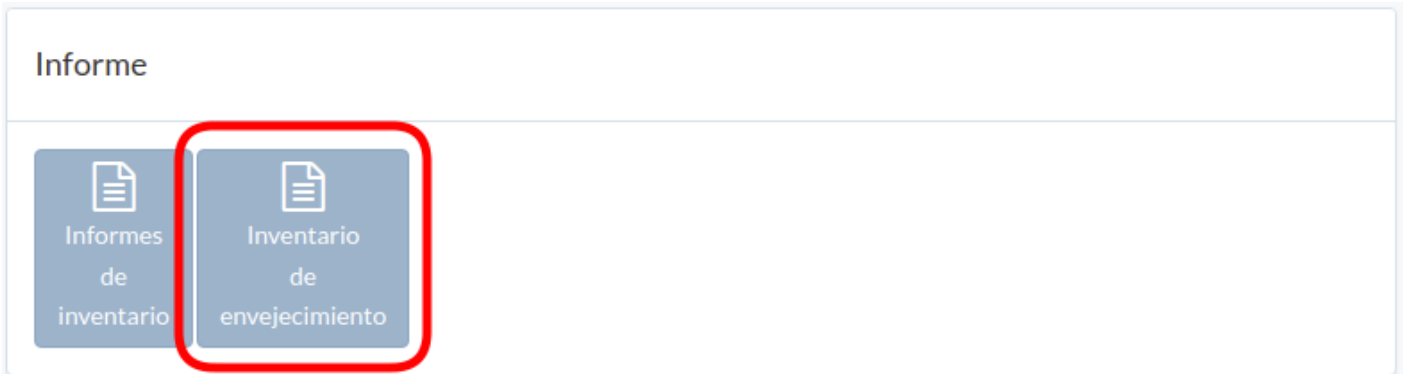


# Inventario de envejecimiento

Click "Aging inventory"


Informe



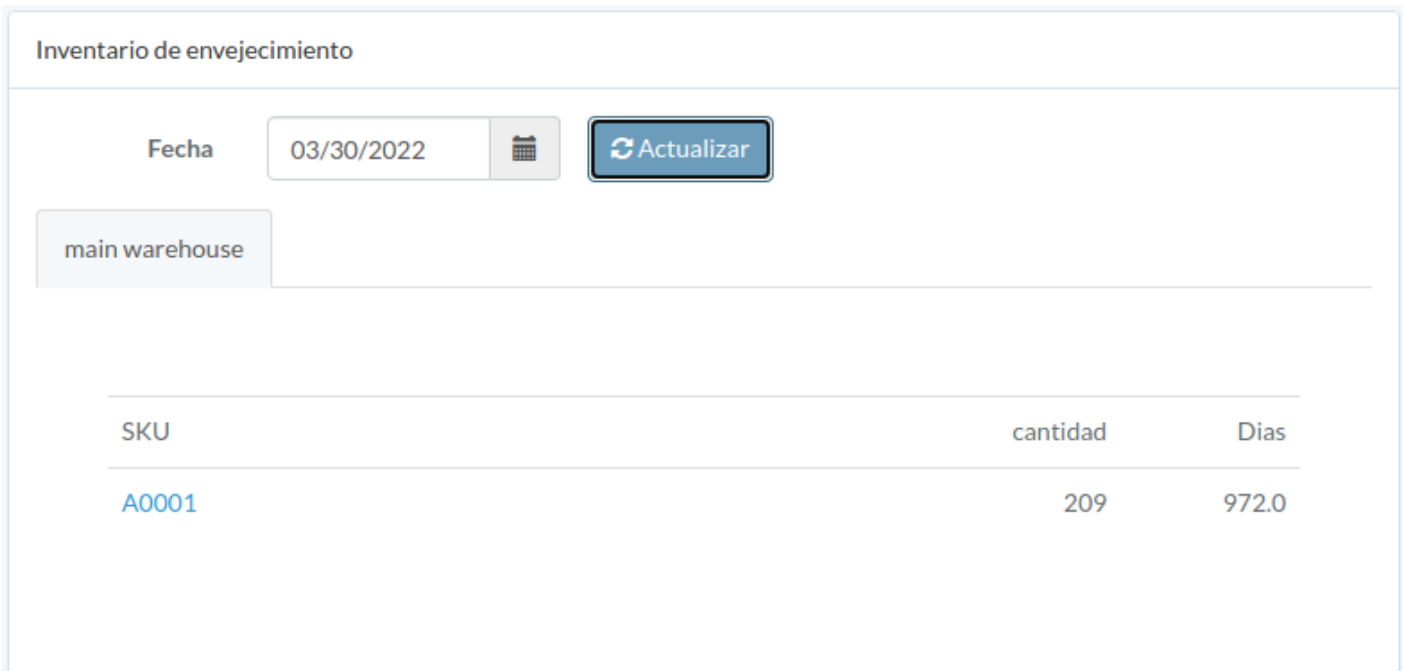
The screenshot shows a menu titled 'Informe' with two options: 'Informes de inventario' and 'Inventario de envejecimiento'. The second option is highlighted with a red rounded rectangle.

Select date and then click "Update"

Inventario de envejecimiento

Fecha  

SKU	cantidad	Dias
A0001	209	972.0



The screenshot shows the 'Inventario de envejecimiento' form. It includes a date field set to '03/30/2022', an 'Actualizar' button, and a dropdown menu for 'main warehouse'. Below the form is a table with columns for 'SKU', 'cantidad', and 'Dias'. The table contains one row with SKU 'A0001', quantity '209', and days '972.0'.

Revision #2

Created 29 March 2022 23:02:55 by Admin

Updated 30 March 2022 20:54:45 by Admin