

Informe

- Introducción
- Informes de inventario
- Inventario de envejecimiento

Introducción

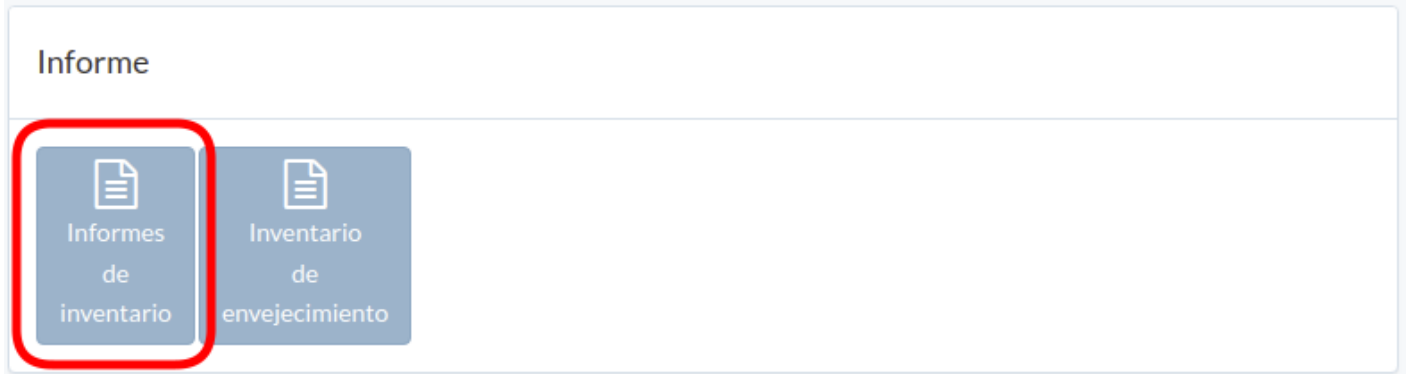
Following shows a sample window.

The chapter describes features available within the window.

warehouse-report-es.png

Informes de inventario

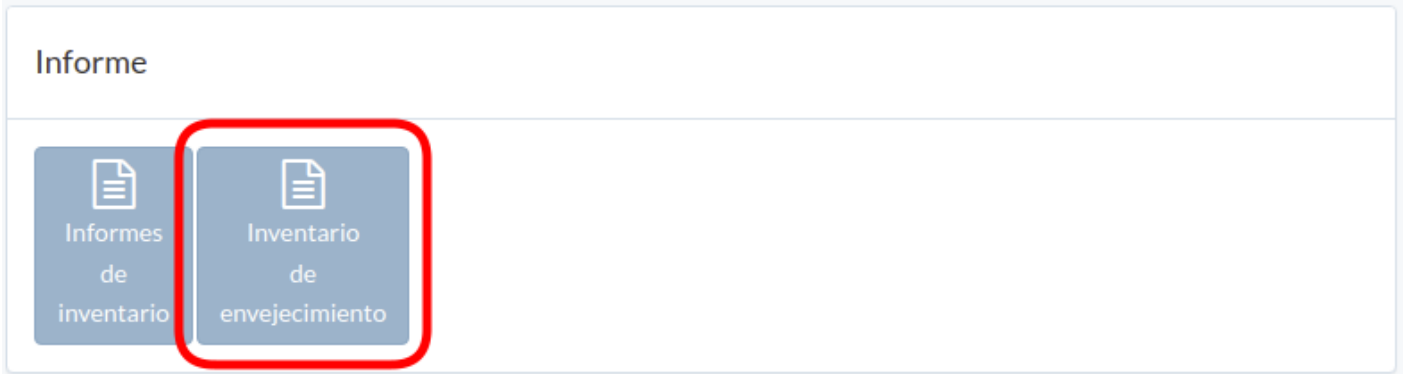
Click "Inventory Report"; then a PDF inventory report is downloaded.



Inventario de envejecimiento

Click "Aging inventory"


Informe



The screenshot shows a menu titled "Informe" with two options: "Informes de inventario" and "Inventario de envejecimiento". The second option is highlighted with a red rectangular box.

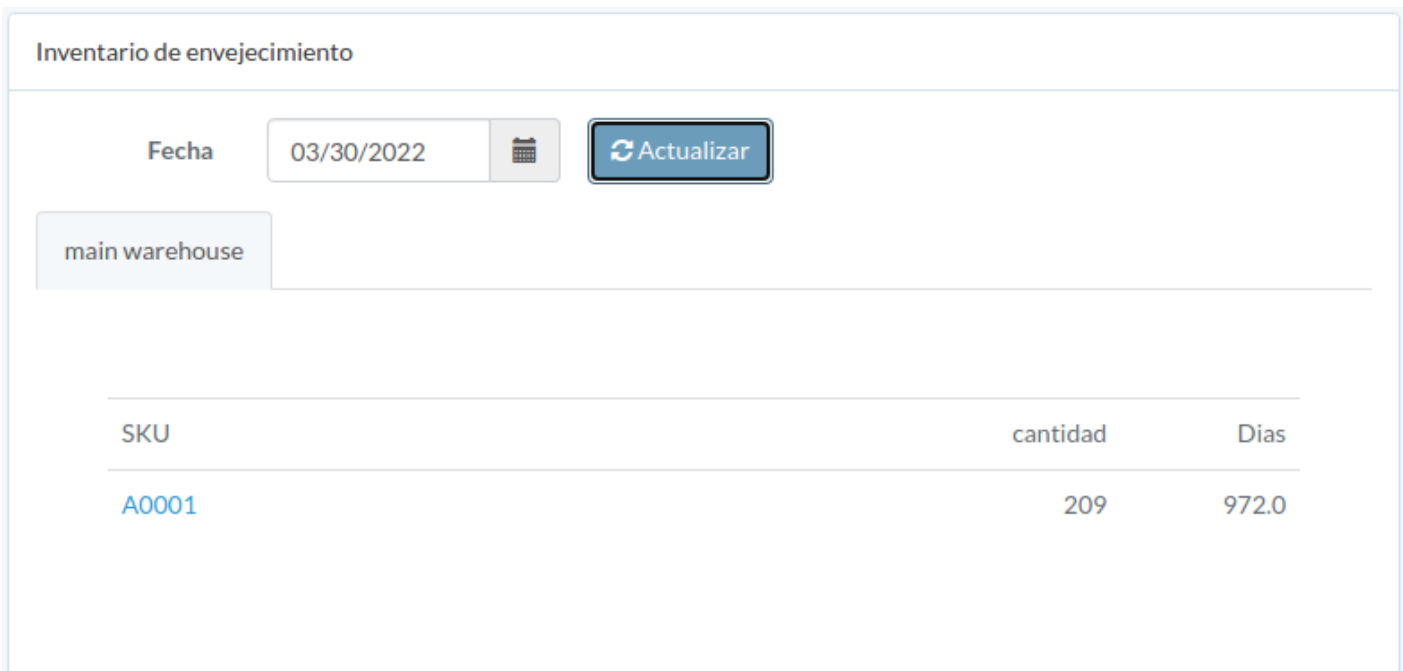
Select date and then click "Update"

Inventario de envejecimiento

Fecha  [Actualizar](#)

main warehouse

SKU	cantidad	Dias
A0001	209	972.0



The screenshot shows the "Inventario de envejecimiento" form. It includes a date field set to "03/30/2022" with a calendar icon, an "Actualizar" button, and a dropdown menu showing "main warehouse". Below the form is a table with columns for "SKU", "cantidad", and "Dias". The table contains one row with the SKU "A0001", a quantity of "209", and "972.0" days.