

# Product FAQ

- [Introduction](#)
- [Create FAQ](#)
- [Update FAQ](#)
- [View FAQ](#)

# Introduction

Following shows a sample window.




The chapter describes features available within the window.







product-faq-en.png

# Create FAQ

Click "New FAQ" on upper right corner of FAQ table

Product FAQ New FAQ

  10  Q Enter search keyword

Question 	Issue date 	Staff 	Affected product 	
How to use product	11/22/2021	Someone McGuest	A0001	 
Question	Issue date	Staff	Affected product	

1 ~ 1 / 1 < 1 >

Select applicable product, enter question, answer, upload file, then click "Create".

## New FAQ



Product

Unknown Product (CODE)  
A0001 (CASUS1)  
COCA-COLA-2L (CASUS1)  
A0001-CTN (CASUS1)  
A0002-CTN (CASUS1)

Question

Answer

File




Browse file






 Create

# Update FAQ

Click "Update" to right of the FAQ

Product FAQ New FAQ

  10  Q Enter search keyword

Question 	Issue date 	Staff 	Affected product 	
How to use product	11/22/2021	Someone McGuest	A0001	
Question	Issue date	Staff	Affected product	

1 ~ 1 / 1 < 1 >

Enter data and then click "Update"

## Update FAQ



Product

Unknown Product (CODE)  
A0001 (CASUS1)  
COCA-COLA-2L (CASUS1)  
A0001-CTN (CASUS1)  
A0002-CTN (CASUS1)

Question


How to use product

Answer

see manual

File

Browse file

 Update


# View FAQ

Click "View" button on right of the FAQ

## Product FAQ

New FAQ

10

Question	Issue date	Staff	Affected product	
How to use product	11/22/2021	Someone McGuest	A0001	
Question	Issue date	Staff	Affected product	

1 ~ 1 / 1

1

FAQ modal appears

Title

Description

File

Permissions

Role	Read	Update	Delete
System administrator	<input checked="" type="checkbox"/>	<input type="checkbox"/>	<input type="checkbox"/>
Executive	<input checked="" type="checkbox"/>	<input type="checkbox"/>	<input type="checkbox"/>
Warehouse Manager	<input checked="" type="checkbox"/>	<input type="checkbox"/>	<input type="checkbox"/>
Customer	<input checked="" type="checkbox"/>	<input type="checkbox"/>	<input type="checkbox"/>
Vendor	<input checked="" type="checkbox"/>	<input type="checkbox"/>	<input type="checkbox"/>