

# Tool

- Introduction
- Sales restriction

# Introduction

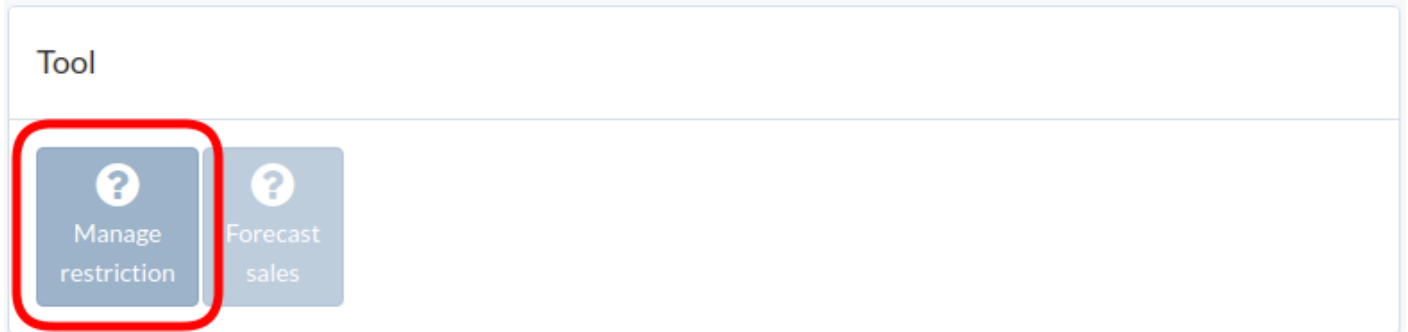
Following shows a sample window.

The chapter describes features available within the window.

crm-tool-en.png

# Sales restriction

Click "Sales restriction" in tool window









Select entity, filter, product, and validity.


Click "+ Add line" if more restrictions are needed

Click "Update" when done.

## Sales restriction

Entity All	Filter Include	Product PEPSI-COLA-20	Valid 
Entity All	Filter Include	Product COCA-COLA-2L	Valid 
Entity All	Filter Include	Product DR-PEPPER-2L	Valid 
Entity All	Filter Exclude	Product Expense - Inventory	Valid 
Entity All	Filter Include	Product A0001-CTN	Valid 
Entity All	Filter Include	Product A0002-CTN	Valid 

+ Add line

 Update