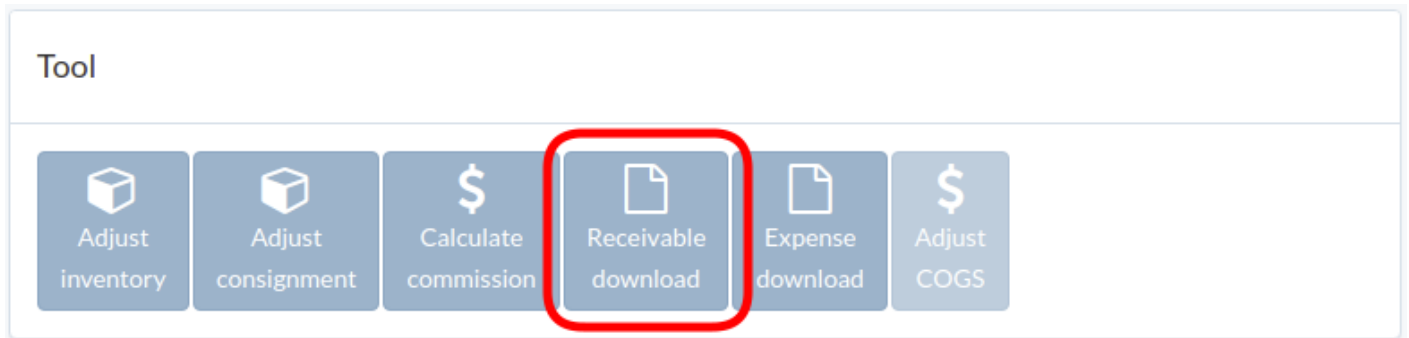
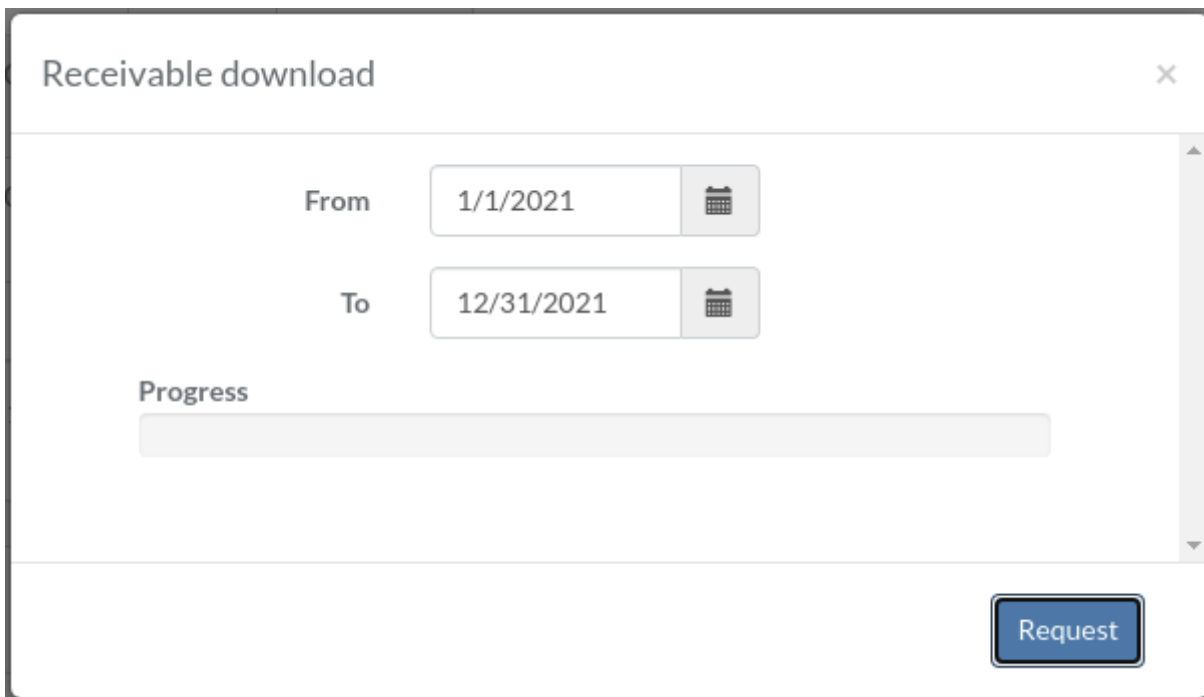


# Receivable download

Click "Receivable download" in tool window



Select date range, and click "Request"

A screenshot of a dialog box titled "Receivable download" with a close button (X) in the top right corner. The dialog contains two date selection fields. The "From" field is set to "1/1/2021" and the "To" field is set to "12/31/2021", each with a calendar icon to its right. Below these fields is a "Progress" label followed by a horizontal progress bar that is currently empty. At the bottom right of the dialog is a blue button labeled "Request".


After progress is completed, click "Download" to download zipfile

Receivable download

×


From

1/1/2021



To

12/31/2021



Progress

Download

Revision #2  
Created 1 January 2022 18:48:31 by Admin  
Updated 16 April 2024 22:34:23 by Admin